

Technical Accessory Guides (TAGs)

For Associates, Resellers, ISVs and Alliance Partners

Global



Version: Active-Only

Will only show products that are known to be available for sale

Need to provide an update or change?
Contact <mailto:pgw786@zebra.com>



For Internal Use by
PartnerConnect Members Only





CC600 Technical Accessory Guide





NOTE: This document is only for general reference. Solutions Pathway and related PMBs should be used for product availability, pricing, and final solution selection.

* Zebra does not endorse or specifically recommend any **third-party products, accessories, or hardware**. ZEBRA DISCLAIMS ANY AND ALL LIABILITY, INCLUDING ANY EXPRESS OR IMPLIED WARRANTIES, WHETHER ORAL OR WRITTEN, FOR SUCH THIRD PARTY PRODUCTS, ACCESSORIES, OR HARDWARE. THE CUSTOMER ACKNOWLEDGES THAT NO REPRESENTATION HAS BEEN MADE BY ZEBRA AS TO THE FITNESS OF THE THIRD-PARTY PRODUCTS, ACCESSORIES, OR HARDWARE FOR THE CUSTOMER'S INTENDED PURPOSE.


Communication Cables

Part Number	Picture	Description	Notes	Required Items
CBL-TC5X-USBC2A-01		USB-C Cable	► Used to communicate with CC600 via the USB OTG port.	
(3rd party) *		USB-C to DisplayPort Cable	► Used to connect CC600 to external monitors.	




Mounting Options

Part Number	Picture	Description	Notes	Required Items
21-118517-01R		Wall Mounting Kit		
21-118517-02R		Pole Mounting Kit		

<p>BRKT-DPA-SK1-02</p>		<p>Print Kiosk Mounting Kit for CC600 and Desktop Printer</p> 	<ul style="list-style-type: none"> ▶ Mounting Kit provides a convenient way to mount the CC600 and a Zebra desktop printer (ZD400 or ZD600 series). ▶ Helps to create a fully-featured SmartKiosk with computing, scanning and printing functionality. Common uses cases include: <ul style="list-style-type: none"> - Food safety/allergen labeling supporting regulatory compliance during food preparation - Self-service returns - Customer service/ go-backs - Operations management (checklists, timeclock) - Visitor/vendor facilities access/ check-in - Self-service shipping ▶ Base of Mount provides storage area for CC600 and printer power supplies and cables. ▶ Pole mount for CC600 includes 75mm VESA mount. 	
------------------------	---	---	---	--

<p>367-5142 (3rd party) * Contact: Bill Donehoo office: 630-549-6258 bdonehoo@ens-co.com http://www.ens-co.com</p>		<p>Wall Mount Bracket for CC600 and ZQ610</p>	<ul style="list-style-type: none"> ▶ Allows CC600 and ZQ610 printer to be mounted side-by-side. ▶ Bracket tilts both devices for easy access and viewing. 	
---	---	---	---	--

Power Cords/ Power Supplies - Note: There are two ways to power the CC600, either Direct Connect or via 802.3af POE (Power over Ethernet)

Power Cords/ Power Supplies - Note: There are two ways to power the CC600, either Direct Connect or via 802.3af POE (Power over Ethernet)				
Part Number	Picture	Description	Notes	Required Items
CBL-DC-383A1-01		DC Line Cord	<ul style="list-style-type: none"> ▶ Used with Power Supply (PWR-BUA5V16W0WW) ▶ Cable length is 6 ft. 	
PWR-BUA5V16W0WW		Power Supply	<ul style="list-style-type: none"> ▶ 100-240VAC, 5.4V, 3A, 16W ▶ Meets US DOE Level VI efficiency standard ▶ Replaces PWRS-14000-249R 	DC Line Cord (CBL-DC-383A1-01) and AC Line Cord (50-16000-182R)
50-16000-182R		AC Line Cord	<ul style="list-style-type: none"> ▶ Used with 50-14000-147R/50-14000-249R/PWRS-14000-249R/PWR-BUA5V16W0WW. ▶ This AC Line Cord is for use in North America. See the AC Line Cords by Country TAG for comparable line cords to use in other countries. 	